

Decorative
WALLS

QUICK WALL MAKEOVER

Attractive designs will change the character of your interior. Quick installation allows you to enjoy the effect immediately after completion of the work. Decorative wall panels provide a quick change in a room, save time and money, and the end result is impressive.



DECORATIVE WALL PANELS

Decorative panels produced in the SPC technology – Stone Plastic Composite, are fully waterproof, therefore they can be successfully used in bathrooms, kitchens or other rooms exposed to moisture.



THE WAY TO AN EXCLUSIVE INTERIOR

SPC decorative panels are made with high gloss finish. Thanks to this finish, interiors take on a completely different character. One of the advantages of high-gloss panels is that they optically enlarge even small rooms – turning them into exclusive and more spacious interiors.



PANEL STRUCTURE



HIGH RESISTANCE TO DAMAGE AND DIRT

A series of tests in both indoor and outdoor laboratories have shown that SPC decorative panels have a high impact resistance. The panels do not deform and their outer solid layer remains intact.

High quality digital printing on the panel makes it resistant to staining from agents such as coffee or tea, to solutions of ethyl alcohol, acetic acid or sodium bicarbonate solution. Gentle cleaners are recommended for panel care.



ADVANTAGES



Easy



Quickly



DIY



Water resistance



Quick interior
makeover



Installation with
glue



COLOURS



Calacatta

Dimensions: 30x60, 47x94, 95x200



Marble Fuego

Dimensions: : 30x60, 47x94, 95x200



Marble Grey

Dimensions: : 30x60, 47x94, 95x200



Grey Ardesia

Dimensions: 30x60, 47x94




Marble Brown

Dimensions: 30x60, 47x94

INSTALLATION

Installation is intuitive and simple, so that changes to the room can easily be done on your own.

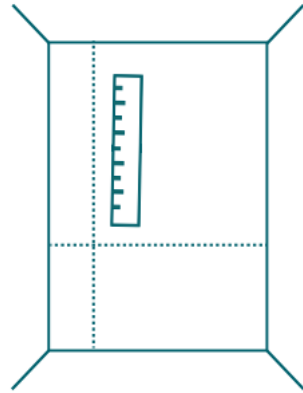
For installation you will need:



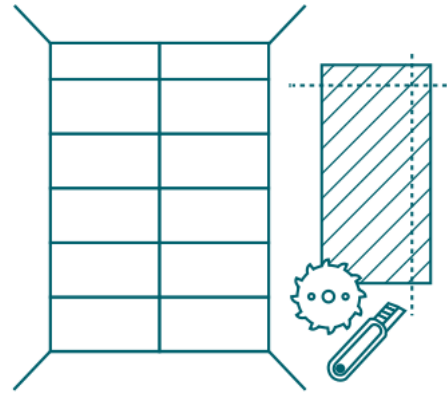
INSTALLATION OF PANELS WITH A LOCK



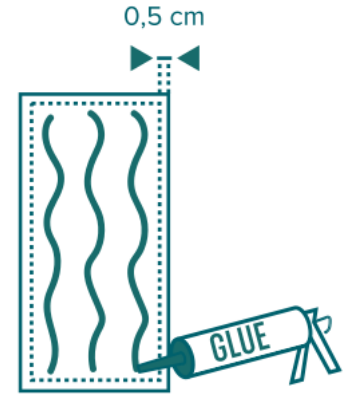
Prepare the wall – level, clean and degrease it.



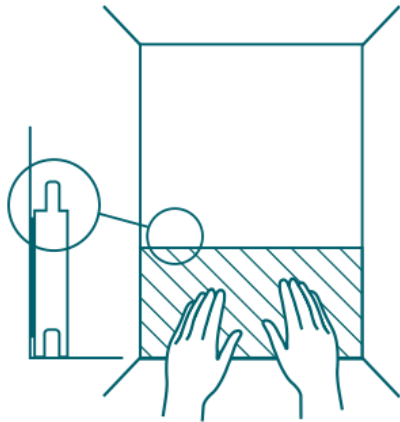
Measure and determine the vertical and horizontal.



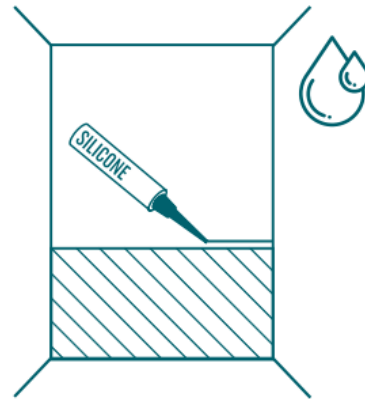
Lay out and cut the panels to fit the dimensions of the wall..



Remember to leave margins – about 0.5 cm from each edge. This will prevent the glue from flowing from

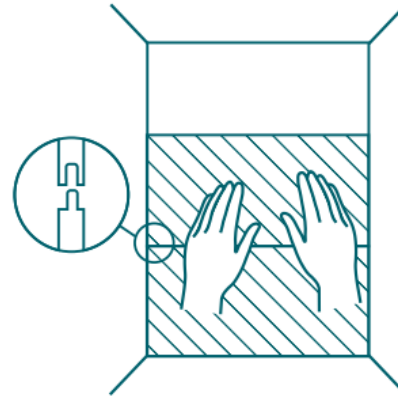


Glue to the wall (groove down). Align the panel and press.



Apply silicone to the wall, a few millimetres above the panel joint.

* relevant for installation in areas with increased humidity.



Connect the panel to the next one in the same way.

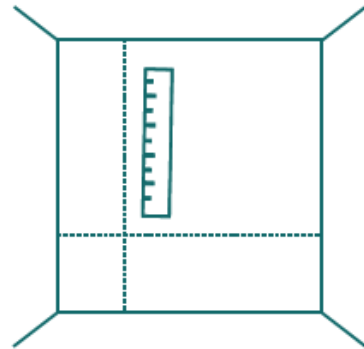


Do not place near a gas stove.

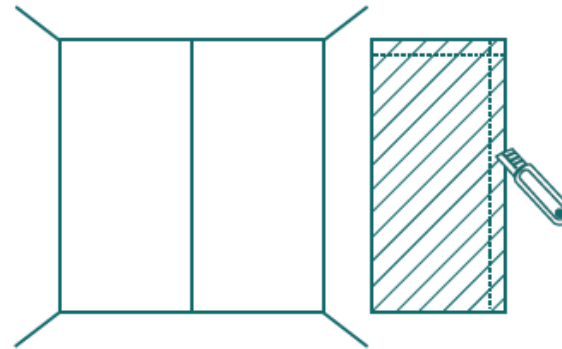
INSTALLATION OF PANELS WITHOUT A LOCK



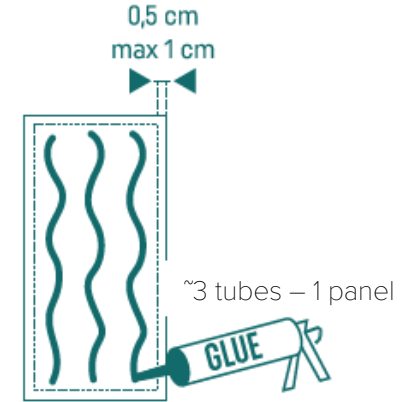
Prepare the wall – level, clean and degrease it.



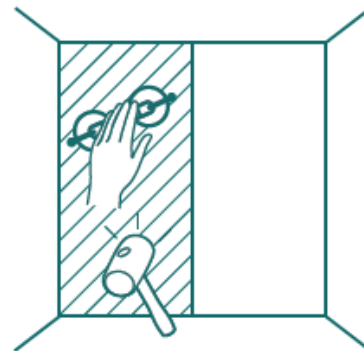
Measure and determine: the vertical and horizontal.



Lay out and cut the panels to fit the dimensions of the wall..



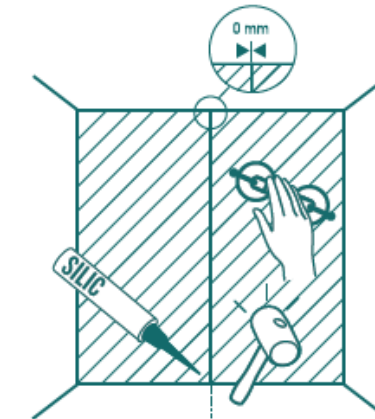
Remember to leave margins – from 0.5 up to 1 cm from each edge. This will prevent the glue from flowing from behind the panel, and the edges will adhere well.



Apply the panel using the suction cup holder – to glass and tile. Hit with a rubber mallet.



Apply silicone to the wall a few millimetres past the end of the panel. *relevant for installation in areas with increased humidity.



Adhere and align the panel to the next one without leaving a gap. Apply silicone at the joint of the panels. For each additional panel proceed in the same way.



Do not place near a gas stove.

SPC DECORATIVE PANELS VS. TILES

SPC decorative panels are:

- **Easy to install:**

- no need for specialised and expensive tools;
- the installation of SPC decorative panels is clean – the panels do not generate as much dust as a tile when cut;
- no need to grout the panels or use the so-called crosses;
- the adhesive used to install the SPC decorative panels dries quickly; the interior will be ready for use faster;

- **Easy to work with:**

- SPC decorative panels can be cut with a knife, obtaining various dimensions and shapes;
- the panels can be adjusted to the critical points in the room faster and easier;
- the product is light – easier to transport and to install by oneself;

- **Hygienic:**

- SPC decorative panels do not require grouting, which helps avoid areas that can potentially be exposed to mould and fungi.

- **Thickness:**

- SPC decorative panels are 0.4 cm thick – they take up less space than a tile;

PACKAGING



Dimensions: 30x60 cm
13 pcs./ package



Dimensions: 47x94 cm
4 pcs./ package



Dimensions: 95x200 cm
2 pcs./ package


LOGISTIC TABLE

INDEX	NAME	WIDTH MM	LENGTH/ HEIGHT MM	THICKNESS MM	PACKAGING	1m2=8,6 kg	Gross PACKAGE WEIGHT	EAN M2	EAN packaging/BOX	EAN pallet
6047568	SPC wall Calacatta300x600	300	600	4	13 pcs./2,34M2	20,12 KG	20,50 KG	5905952282830	5905952282960	5905952283097
6047569	SPC wall Marble Fuego 300x600	300	600	4	13 pcs./2,34M2	20,12 KG	20,50 KG	5905952282847	5905952282977	5905952283103
6047570	SPC wall Marble Grey 300x600	300	600	4	13 pcs./2,34M2	20,12 KG	20,50 KG	5905952282854	5905952282984	5905952283110
6047571	SPC wall Grey Ardesia 300x600	300	600	4	13 pcs./2,34M2	20,12 KG	20,50 KG	5905952282861	5905952282991	5905952283127
6047572	SPC wall Marble Brown 300x600	300	600	4	13 pcs./2,34M2	20,12 KG	20,50 KG	5905952282878	5905952283004	5905952283134
6047573	SPC wall Calacatta 470x940	470	940	4	4 pcs./1,7672M2	15,20 KG	15,6 KG	5905952282885	5905952283011	5905952283141
6047580	SPC wall Marble Fuego 470x940	470	940	4	4 pcs./1,7672M2	15,20 KG	15,6 KG	5905952282892	5905952283028	5905952283158
6047583	SPC wall Marble Grey 470x940	470	940	4	4 pcs./1,7672M2	15,20 KG	15,6 KG	5905952282908	5905952283035	5905952283165
6047585	SPC wall Grey Ardesia 470x940	470	940	4	4 pcs./1,7672M2	15,20 KG	15,6 KG	5905952282915	5905952283042	5905952283172
6047587	SPC wall Marble Brown 470x940	470	940	4	4 pcs./1,7672M2	15,20 KG	15,6 KG	5905952282922	5905952283059	5905952283189
6047574	SPC wall Calacatta 950x2000	950	2000	4	2 pcs./3,8M2	32,68 KG	35 KG	5905952282939	5905952283066	5905952283196
6047578	SPC wall Marble Fuego 950x2000	950	2000	4	2 pcs./3,8M2	32,68 KG	35 KG	5905952282946	5905952283073	5905952283202
6047579	SPC wall Marble Grey 950x2000	950	2000	4	2 pcs./3,8M2	32,68 KG	35 KG	5905952282953	5905952283080	5905952283219


EXPOSITION



top



rear and sides
recesses



samples